

USING BEANSTACK

Log Your Colorful Fun with Beanstack!

What is Beanstack?

Beanstack is the website and mobile application that is used for logging your reading and outdoor activities during **SummerQuest**. From this site, you can track your books and time spent reading, activities you've accomplished, and the **GO York!** hidden posts you've found.

Why should I use Beanstack?

GO York! is fully digital! While you still have your physical rubbing sheets and booklets, **GO York!** staff track everyone's progress digitally through **Beanstack**. This includes all drawing entries for the five grand prize winners.

What if I don't have a phone or computer to log my hikes?

That's okay! Call or visit any **York County Library**, and a staff member can log the marker for you. Just have your rubbing sheet nearby (including the code) so that staff can verify the marker you found.


Learn More

For detailed instructions and video tutorials of using and accessing **Beanstack**, scan the QR code, or visit yorklibraries.org/beanstack.



Getting Started on the Beanstack Tracker App

1. Download the **Beanstack Tracker App** to your smartphone from the **Google Play Store** or the **Apple Store**.



2. Launch the app and press the blue **Find your school or library** button. (Please note: Do not select "Beanstack Go." You will not find GO York activities here.)



3. On the **Find a Site** page, search for "York County Libraries (PA)" and tap the first result. (Note: There are a few "York" libraries, so make sure you select PA!)



4. Log into **Beanstack** with an existing username and password, or press **Sign Up!** to create an account. We recommend using your full library card number as your username and the last six digits as your password.
 - a. **Tip:** If you are logging parks for multiple kids, we recommend

USING BEANSTACK

creating **one account** under an adult's name and library card and adding multiple "readers" to the adult's account.

- b. **Tip:** Add an email to your account to be notified of any rewards that have been earned.



Having trouble logging in? Send us a message so we can help:
yorklibraries.beanstack.org/contact.

Once you are logged in, you can access all the functions of the app, including:

- Registering for **SummerQuest**
- Tracking **GO York!** park posts
- Viewing statistics of your reading
- Logging new books

How to log your GO York Markers (park posts) in Beanstack

Congratulations! You've found one of the 30 markers! Now you can digitally track your progress (and unlock virtual badges!) on **Beanstack**. You'll need your rubbing sheet to complete logging.

Follow these steps to track your progress on **Beanstack**:

1. Open your **Beanstack Tracker App** and log in.

2. Register for the **SummerQuest** program of your age group (if you have not yet done so).

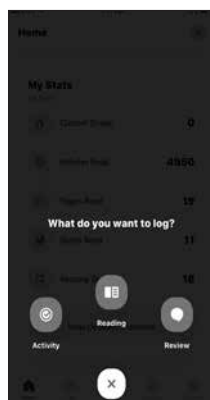
- a. Tap the **Discover** icon from the bottom of the screen



- b. Locate the **SummerQuest** program for your age group and tap the **Join Challenge** button. *If you have multiple Readers, **each one** must be registered for SummerQuest. Tap the profile icon in the top-right to switch to a different Reader's profile.*



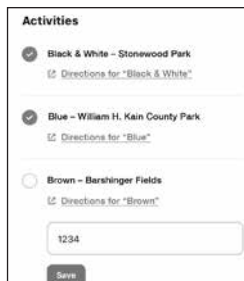
3. Tap the blue + (plus) button at the bottom of the screen to add to your log. Next, tap the **Activity** icon.



4. If you have multiple readers on one account, all readers' names will appear. Select the name of the person for whom you would like to log the activity, and press **Choose Reader**.

USING BEANSTACK

5. The list of available activities will then appear, based on the **SummerQuest** program your child is enrolled in. Tap the activity with **GO York** in the name!



6. Scroll to find the name of the marker (park post) you just found. Using your rubbing sheet, find the secret code for this post below the rubbing. Enter the secret code and **save** your answer.

a. Repeat steps #3 through 6 for each Reader.

7. Points and badges will be awarded to you as you identify more markers!

Remember, the more park posts you identify, the more chances you'll receive to win one of the grand prizes! For more instructions on these steps, scan the QR code (p. 44) for a tutorial.

Bonus!

On each marker page in this **Sketchbook**, there are book recommendations for kids and teens. Did you know you can view these books in the **Beanstack** app?

Just tap the **Discover** page and scroll across the top menu until you see Book Lists. Tap on any Book List to view its contents. From the List, click any book title to see it in our catalog or place a hold on it!

You can also use these QR codes to access the Book Lists:

Teen Books



Spanish Books



Youth Chapter Books



Youth Picture Books

